


- EFFORTLESSLY MOVABLE
- EASILY ADJUSTABLE IN HEIGHT
- EUROPEAN QUALITY, CE
- GALVANISED ANTISKID GRIDS
- GRID IN MULTIPLE COMPARTMENTS
- ADVANTAGEOUS PRICE

- FOR LIFT TRUCKS AND OTHER WAREHOUSE EQUIPMENT
- COUPLING SYSTEM ON BOTH SIDES
- DOUBLE WHEELS
- SANDBLASTED (AGAINST FORMATION OF RUST)
- CAN EASILY BE LINKED TO THE TRAILER

LB10 188

- Carrying capacity: **10 000 kg**
- Length: 12 m
- Horizontal platform: 2,52 m
- Total width: 2,28 m
- Total width (incl pump): 2,41 m
- Drive width: **1,88 m**
- Lip width: 2,12 m
- Tread with galvanised antiskid grids

- Hydraulic height adjustment from 90 up to 170 cm
- Weight: **4 tonnes**
- CE-compliant (machine directive)
- Manual pump operation
- Four solid rubber wheels
- Coupling to move the ramp by means of a lift truck
- Sandblasted against formation of rust
- Colour: Blue RAL 5015



LB10 206


- Carrying capacity: **10 000 kg**
- Length: 12 m
- Horizontal platform: 2,52 m
- Total width: 2,45 m
- Total width (incl pump): 2,58 m
- Drive width: **2,06 m**
- Lip width: 2,30 m
- Tread with galvanised antiskid grids

- Hydraulic height adjustment from 90 up to 170 cm
- Weight: **4,1 tonnes**
- CE-compliant (machine directive)
- Manual pump operation
- Four solid rubber wheels
- Coupling to move the ramp by means of a lift truck
- Sandblasted against formation of rust
- Colour: Red RAL 3020

LB10 223

- Carrying capacity: **10 000 kg**
- Length: 12 m
- Horizontal platform: 2,52 m
- Total width: 2,61 m
- Total width (incl pump): 2,74 m
- Drive width: **2,23 m**
- Lip width: 2,30 m
- Tread with galvanised antiskid grids

- Hydraulic height adjustment from 90 up to 170 cm
- Weight: **4,3 tonnes**
- CE-compliant (machine directive)
- Manual pump operation
- Four solid rubber wheels
- Coupling to move the ramp by means of a lift truck
- Sandblasted against formation of rust
- Colour: Red RAL 3020



LB10 238 RL

- Carrying capacity: **10 000 kg**
- Length: 12 m
- Horizontal platform: 2,52 m
- Transport width (legs and pump disassembled): 2,78 m
- Total width incl removable JOST legs: 3,31 m
- Drive width: **2,38 m**
- Lip width: 2,30 m
- Tread with galvanised antiskid grids

- Hydraulic height adjustment from 90 up to 140 cm
- Weight: **4,9 tonnes**
- CE-compliant (machine directive)
- Manual pump operation
- Four solid rubber wheels
- Coupling to move the ramp by means of a lift truck
- Sandblasted against formation of rust
- Colour: Red RAL 3020

LB20 260 RL

- Carrying capacity: **20 000 kg**
- Length: 12 m
- Horizontal platform: 2,52 m
- Transport width (legs and pump disassembled): 3,02 m
- Total width incl removable JOST legs: 3,50 m
- Drive width: **2,60 m**
- Lip width: 2,30 m
- Tread with galvanised antiskid grids

- Hydraulic height adjustment from 90 up to 140 cm
- Weight: **7,26 tonnes**
- CE-compliant (machine directive)
- Manual pump operation
- Four solid rubber wheels
- Coupling to move the ramp by means of a lift truck
- Sandblasted against formation of rust
- Colour: Red RAL 3020

OPTIONS*


1. RAL COLOUR OF YOUR CHOICE
2. SAFETY RAILING
3. ELECTRO-HYDRAULIC PUMP OPERATION - SINGLE-PHASE 220V
4. ELECTRO-HYDRAULIC PUMP OPERATION - WITH BATTERY PACK 24 V



* delivery time on request

TECHNICAL DRAWING: LB10 188 - LB10 206 - LB10 223

		LB10 188	LB10 206	LB10 223
Lip width	A	2,12 m	2,30 m	2,30 m
Drive width	B	1,88 m	2,06 m	2,23 m
Transport width (legs and pump disassembled)	C	2,28 m	2,45 m	2,61 m
Total width (incl removable JOST legs)	D	2,41 m	2,58 m	2,74 m



TECHNICAL DRAWING: LB10 238 RL - LB20 260 RL

		LB10 238 RL	LB20 260 RL
Lip width	A	2,30 m	2,30 m
Drive width	B	2,38 m	2,60 m
Transport width (legs and pump disassembled)	C	2,78 m	3,02 m
Total width (incl removable JOST legs)	D	3,31 m	3,50 m

